

REEF[®] BY TMC

FOR ADVANCED AQUARISTS



A range of professional marine products for advanced aquarists, specially selected and designed by TMC

KEY FEATURES

Precision
Engineered

Conical Body Design
for Optimum
Efficiency

Patented Bubble
Diffusion Plate

Needle-Wheel
Injection System
and Pump

Accessible Parts
for Easy Cleaning

8 Models Available
for Aquariums from
50 to 2000 Litres

A Full Range of
Spares is Available

12 Month
Guarantee

REEF-Skim AC

Advanced Protein Skimmers

- High performance, professional protein skimmers
- Compact, space-saving design allows easy installation in most sumps
- Integral DC needle wheel pump is designed to deliver the optimum flow rate and performance
- Conical body design ensures the optimum water-to-air contact time
- Patented bubble diffusion plate system ensures uniform dispersal of micro fine air bubbles across the entire skimmer column
- The unique, needle wheel injection system has been developed specifically to ensure the perfect mix of micro fine air bubbles and water for optimum skimming
- Unique, innovative air intake silencer offers precision adjustment of air flow into the skimmer for optimum performance and also allows simple connection to an ozone generator
- Large, easy to remove collection cup with drain system, ensures all parts of the skimmer can be accessed for effortless maintenance and cleaning
- Simple water level adjustment dial allows water level and flow to be finely tuned to ensure optimum foam consistency and highly efficient skimming
- Ozone compatible.

9 – 13



Collection Cup
Cleaners - suitable for both
AC and DC versions!



	Code	Product Name	Suitable For	Peak Air Flow	Dims (L x D x H)
1	9596	REEF-Skim Nano 50AC	aquariums up to 50L		95 x 103 x 316mm
2	9597	REEF-Skim Nano 100AC	aquariums up to 100L		120 x 115 x 340mm
3	9580	REEF-Skim 200AC	aquariums up to 200L		102 x 120 x 350mm
4	9600	REEF-Skim 300AC	aquariums up to 300L	250 l/h	165 x 120 x 445mm
5	9601	REEF-Skim 500AC	aquariums up to 500L	300 l/h	190 x 160 x 450mm
6	9602	REEF-Skim 1000AC	aquariums up to 1000L	450 l/h	235 x 190 x 530mm
7	9603	REEF-Skim 1500AC	aquariums up to 1500L	800 l/h	255 x 210 x 530mm
8	9604	REEF-Skim 2000AC	aquariums up to 2000L	1800 l/h	330 x 270 x 590mm
9	9590	Collection Cup Cleaner	REEF-Skim 300DC/AC		
10	9591	Collection Cup Cleaner	REEF-Skim 500DC/AC		
11	9592	Collection Cup Cleaner	REEF-Skim 1000DC/AC		
12	9593	Collection Cup Cleaner	REEF-Skim 1500DC/AC		
13	9594	Collection Cup Cleaner	REEF-Skim 2000DC/AC		



REEF-Skim PRO DC

Advanced Protein Skimmers

- High performance, professional protein skimmer incorporating an advanced, cone-shaped design.
- CNC precision engineered from the highest quality materials.
- Compact, space-saving design with integral REEF-Pump allows easy installation in most sumps.

upwards towards the collection cup for intensive, efficient skimming.

- Patented bubble diffusion plate system ensures uniform dispersal of micro fine air bubbles across the entire skimmer column.
- The unique, needle wheel injection system has been developed specifically to ensure the perfect mix of micro fine air bubbles and water for optimum skimming.
- Unique, innovative air intake silencer offers precision adjustment of air flow into the skimmer for optimum performance and also allows simple connection to an ozone generator.
- User-friendly design, including a large, easy to remove collection cup with drain system, ensures all parts of the skimmer can be

accessed for effortless maintenance and cleaning.

- Simple water level adjustment dial allows water level and flow to be finely tuned to ensure optimum foam consistency and highly efficient skimming.



- Supplied complete with a custom-made, high performance needle wheel pump designed to deliver the optimum flow rate and performance.
- Ozone compatible.
- Full range of spares available.



- Conical body design ensures the optimum water-to-air contact time and naturally encourages the unrestricted concentration of bubbles

Code	Product Name	Suitable For	Peak Air Flow	Dims (L x D x H)
1	9980 REEF-Skim PRO 300DC	aquariums up to 300L	250 l/h	140 x 110 x 445mm
2	9981 REEF-Skim PRO 500DC	aquariums up to 500L	300 l/h	185 x 165 x 435mm
3	9982 REEF-Skim PRO 1000DC	aquariums up to 1000L	800 l/h	210 x 200 x 510mm
4	9983 REEF-Skim PRO 1500DC	aquariums up to 1500L	1200 l/h	235 x 215 x 535mm
5	9984 REEF-Skim PRO 2000DC	aquariums up to 2000L	2500 l/h	290 x 280 x 595mm

KEY FEATURES

NEW Compact Design

High Performance DC REEF-Pump

Precision Engineered

NEW Conical Body Design for Optimum Efficiency

Patented Bubble Diffusion Plate

Needle-Wheel Injection System and Pump

Accessible Parts for Easy Cleaning

5 Models Available for Aquariums from 300 to 2000 Litres

12 Month Guarantee



KEY FEATURES

Precision Engineered

Can be used with Various Types of Media

Space-Saving Compact Design

Integral High Performance Pump

6 Models Available

A Full Range of Spares is Available

12 Month Guarantee

REEF-Filter

Advanced Multi-Purpose Filters

- High performance, advanced multi-purpose filter
- CNC precision engineered from the highest quality materials
- Suitable for various media types such as phosphate-removing media, carbon and nitrate/phosphate-removing pellets.
- Compact, space-saving design with integral pump, specifically designed with the nano or smaller aquarium in mind.
- REEF-Filter 50 and 100 available in black or white. REEF-Filter 1000 available in white only



Code	Product Name	Suitable for	Media Vol	Dims (L x D x H)
1	9614 REEF-Filter Nano 50 white (not shown)	aquariums up to 50L	100ml*	85 x 55 x 295mm
2	9616 REEF-Filter Nano 50 black	aquariums up to 50L	100ml*	85 x 55 x 295mm
3	9615 REEF-Filter Nano 100 white	aquariums up to 100L	150ml**	100 x 65 x 300mm
4	9617 REEF-Filter Nano 100 black (not shown)	aquariums up to 100L	150ml**	100 x 65 x 300mm
5	9581 REEF-Filter 500	aquariums up to 500L	300ml***	
6	9613 REEF-Filter 1000	aquariums up to 1000L	1000ml****	150 x 128 x 370mm

* based on 100ml phosphate removing media ** based on 150ml phosphate removing media *** based on 300ml phosphate removing media **** based on 1000ml phosphate removing media



REEF-Filter BIO

Advanced Fluidised Sand Bed Filters

- Precision engineered, and manufactured from the highest quality materials
- Utilise the most efficient method of aerobic biological filtration available
- Compact space-saving design allows easy installation in most sumps
- Can be easily incorporated with any aquarium set-up. Just connect to pump or power filter (NOT SUPPLIED) to create an advanced professional filtration system.
- Specially designed media diffuser bowl ensures uniform fluidisation of filter media.
- Can also be used to fluidise other media
- Suitable for both freshwater and marine applications
- Three models available for aquariums of up to 1500 litres/330 UK Gallons



Code	Product Name	Suitable for	Media Vol	Dims (L x D x H)
1	I025 REEF-Filter BIO 500	aquariums up to 500L <i>Requires a pump with a recommended flow rate of approx. 800 l/hr at 0cm max head 1.5m</i>	0.25kg*	192 x 142 x 305mm
2	I026 REEF-Filter BIO 1000	aquariums up to 1000L <i>Requires a pump with a recommended flow rate of approx. 1200 l/hr at 0cm max head 1.5m</i>	0.5kg*	192 x 142 x 450mm
3	I027 REEF-Filter BIO 1500	aquariums up to 1500L <i>Requires a pump with a recommended flow rate of approx. 1500 l/hr at 0cm max head 1.5m</i>	1kg*	192 x 142 x 570mm

KEY FEATURES

Precision
Engineered

Offer Aerobic
Biological Filtration

Space-Saving
Compact Design

Specially Designed
Media Diffuser Bowl

3 Models Available

A Full Range of
Spares is Available

12 Month
Guarantee



KEY FEATURES

High Quality
and
High Performance

CNC Precision
Engineered

Compact,
Space-Saving
Design

Integral Pump,
Bubble Counter &
pH Probe Holder

In Sump
and
Hang On
Versions

Suitable for
Saltwater
Aquariums

A Full Range of
Spares is Available

12 Month
Guarantee

REEF-React

Advanced Calcium Reactors

- High performance, professional calcium reactor
- CNC precision engineered, and manufactured from the highest quality materials
- Compact, space saving design with integral pump, CO₂ bubble counter and pH probe holder
- Integral bubble counter enables easy, measurable dosing of CO₂ to the calcium reactor
- pH probe holder accepts all standard size pH probes and enables the calcium reactor to be used in conjunction with a pH monitor or controller for more advanced aquarium set ups
- REEF-React 300 is suitable for aquariums up to 300 litres
- REEF-React 500 is suitable for aquariums up to 500 litres and is for in sump use ONLY



	Code	Product Name	Suitable For	Media Vol	Dims (L x D x H)
1	9611	REEF-React 300	aquariums up to 300L	900ml*	170 x 160 x 405mm
2	9612	REEF-React 500	aquariums up to 500L	1.5l*	130 x 250 x 440mm

* based on coarse coral gravel



REEF EASI-Dose Plus

Programmable Dosing System

- High precision, programmable dosing system for accurately dosing supplements and/or feeds in both freshwater and saltwater aquariums
- Includes calibration capability which allows dosing pumps to be individually calibrated to each chosen dosing liquid, ensuring accurate dosing
- Compact design with built-in communication capability allowing the dosing master system to be integrated with the EASI-Stir magnetic stirring system (not supplied) for more advanced, automated stirring and dosing of your chosen dosing liquid (see below)
- Digitally adjustable for accurate and reliable dosing
- User friendly, for simple set-up and use
- Parts easily accessible for maintenance
- Energy-saving and low wattage (3w)
- Dosage 0 - 199ml
- Dosage frequency: max 24 times per day
- Supplied complete with 3m flexible hosing



REEF EASI-Stir Magnetic Stirrer

- The EASI-Stir offers simple automated stirring of your chosen liquid supplement or feed, making manual stirring or shaking a thing of the past!
- It can be used and connected to an EASI-Dose Plus and will automatically be activated 15 seconds before each programmed dose time and then switch off before dosing commences
- Designed to be used with 1.5L and 4.5L EASI-Dose Dosing Containers, but is compatible with other, similar sized dosing containers
- Supplied complete with a PSU for independent operation, and a connection cable for simple and easy connection to your dosing system
- Includes a PTFE-covered magnetic stir bar with centre pivot ring to ensure optimum performance and operation
- Uses a brushless DC motor and powerful neodymium magnets for quiet operation, durability and minimal heat transfer
- Safe, Low Voltage - 12v DC
- Energy efficient and low wattage (5w)



Code	Product Name	Details	Dims (L x D x H)
1	1070 REEF EASI-Dose Plus 1	Single pump	135 x 117 x 67mm
2	1071 REEF EASI-Dose Plus 2	Two pumps	135 x 117 x 67mm
3	1072 REEF EASI-Dose Plus 3 Master	Three pumps	230 x 154 x 67mm
4	9533 REEF EASI-Dose Slave	Four additional pumps	230 x 154 x 67mm
5	1073 REEF EASI-Stir Magnetic Stirrer	Rotation speed approx 3000 rpm	105 x 105 x 55mm
6	1074 REEF EASI-Stir inc variable PSU	Rotation speed approx 3000 rpm	105 x 105 x 55mm
7	9534 REEF EASI-Dose 1 & 2 Shelf	For 9530 and 9531	148 x 161 x 67mm
8	9535 REEF EASI-Dose 3 Shelf	For 9532 and 9533	244 x 193 x 67mm
9	9536 REEF EASI-Dose Dosing Container	1.5L	107 x 107 x 172mm
10	9537 REEF EASI-Dose Dosing Container	2.5L	158 x 108 x 184mm
11	9538 REEF EASI-Dose Dosing Container	4.5L	318 x 108 x 167mm
12	9539 REEF EASI-Dose Dosing Container	5L	208 x 108 x 287mm
13	9540 REEF EASI-Dose Tube Clamp	Holds up to four tubes	88 x 60 x 60mm

KEY FEATURES

High Precision and Programmable

Units Incorporate 1, 2 or 3 Independent Dosing Pumps

Expandable up to 8 Additional Pumps (via Slaves)

Built-in Communication Capability - Can be Used with the EASI-Stir

Calibration Capability

Easy-to-Read LCD Screen

Safe, Low Voltage - 12v DC

For Freshwater and Saltwater Aquariums

3 Models plus Slave Available

A Full Range of Accessories and Spares is Available

12 Month Guarantee



KEY FEATURES

Ideal for Advanced Marine & Freshwater Aquariums

Dual Infrared Optical Sensors Accurately Monitor Water Level

Dual Sensors Offer Safety Back-up

SMART Monitoring System with Audible and Optical Alerts

Built-in Communication Capability

Supplied with a 12v DC Pump

Magnet Mount Sensor Bracket for Aquariums up to 12mm Thick

A Full Range of Accessories and Spares is Available

12 Month Guarantee



REEF-Fill Compact

Infrared Water Level Monitoring and Auto Top Up System

- Professional, low voltage auto top up incorporating an advanced monitoring system with dual infrared optical sensors
- Ideal for topping up evaporated water in advanced marine and freshwater aquariums
- Infrared optical sensor accurately monitors the aquarium or sump water level
- Secondary infrared optical sensor provides reliable safety back-up
- Advanced Smart Monitoring System - monitors all water levels and prevents pump running dry, with audible and optical alerts
- Built in communication capability allowing the REEF-Fill Compact to be integrated with future technologies (additional equipment required - not supplied)
- Supplied complete with an energy efficient 3.5w 12v DC brushless pump capable of 200 l/hr (max head 2m)
- Includes 2m of 6/9mm flexible top up hosing, anti-siphon valve and hose securing clamp
- Compact magnet mount sensor bracket suitable for aquariums up to 12mm thick



Code	Product Name	Suitable For	Dims (L x D x H)
I 1060	REEF-Fill Compact	aquariums up to 12mm thick	45 x 20 x 73mm




REEF-Cam

Live Streaming Underwater Camera



- Live streaming underwater camera, purpose-made for the aquatics market
 - Innovative micro design (camera head measures just 26 x 26 x 19mm) allows the camera to be easily installed inside the tank (a bracket for mounting the camera outside the tank is also supplied)
 - Controllable from your smart phone or tablet, via the REEF-Cam iOS™ and Android™ compatible app (free to download from the App Store or Google Play)
 - Camera feed can be shared with friends via the app
 - Multi-directional pivoting ball joint bracket allows
- 360 rotation and easy positioning
 - Can be removed from bracket and placed amongst rockwork or decor
 - Available with either a magnet mount (max. glass/acrylic thickness = 12mm) or suction cup mount
 - Micro SD card ready (not supplied) - record & save videos & photos of your tank!
 - FOV (field of view): approx 120
 - Effective Pixels: 0.9 megapixels
 - Viewing resolution up to 720p
 - Patented

*Keeping watch over your underwater world
... view or share, from anywhere*



KEY FEATURES

Compact Underwater Aquarium Camera

Innovative Micro Design - just 26 x 26 x 19mm

Controllable from a Smart Phone or Tablet via the REEF-Cam APP

Multi-Directional Ball Joint for Easy Positioning

Micro SD Card Ready

A Wide Range of Accessories is Available

12 Month Guarantee

NITE-Spy


Underwater Infrared Night Vision Module

- Compact underwater, IR night vision module that allows you to view your aquarium (via the REEF-Cam*) at night and when light levels are low
- Designed to automatically activate when light levels fall below 5 lux
- Fully submersible
- Supplied complete with a splitter cable to allow simple retro-fit to an existing REEF-Cam installation. No additional PSU required



REEF-Cam rock case & base - available separately (code: 9833)

Code	Product Name	Details
1 9850	REEF-Cam Underwater Camera	With Magnet Mount
2 9851	REEF-Cam Underwater Camera	With Suction Cup Mount
3 9861	NITE-Spy IR Night Vision Module	For IR ready REEF-Cam
4 9862	NITE-Spy Upgrade Kit	For non-IR ready REEF-Cam

*Not all REEF-Cams are IR ready.
NITE-Spy only compatible with REEF-Cam WiFi hubs with the  logo. REEF-Cam upgrade kit available

KEY FEATURES

Compact DC Aquarium Pump

High Power and Flow Rates

Variable Speed Control

Quiet Operation

Integrated Feed Timer

“Soft Start” Feature

12 Month Guarantee



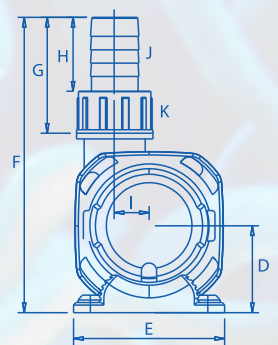
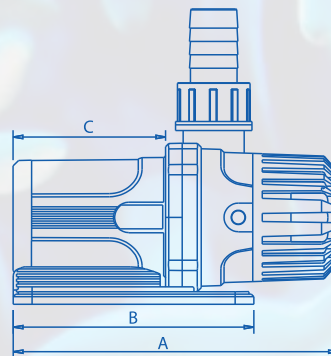
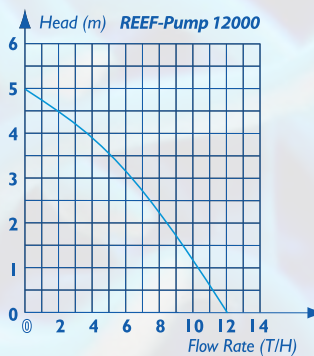
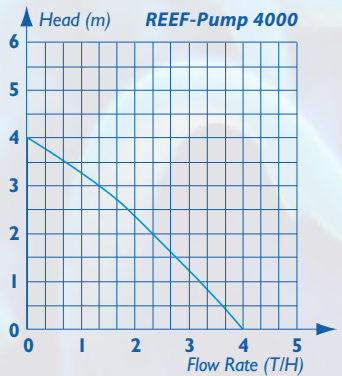
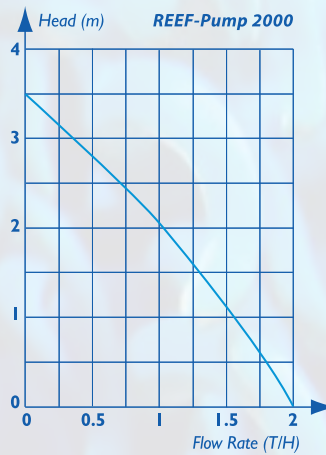
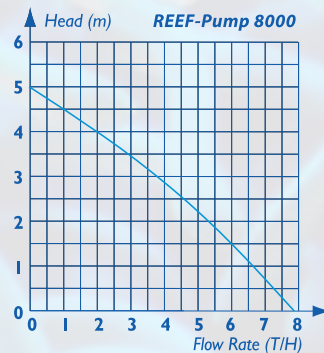
REEF-Pump

DC Aquarium Pumps

- High quality, compact DC pumps suitable for salt and freshwater aquariums
- Low voltage (24v)
- Incorporates the latest electronic pump technology for high power and flow rates combined with efficient energy consumption
- Variable speed control with up to 20 different speed settings, offering precise adjustment of water flow for optimum performance
- Super quiet running
- Integrated feed timer which shuts off the pump for 10 minutes to allow easy feeding
- “Soft Start” feature to increase impeller life



Code	Product Name	Max l/h	Max W
1 9911	REEF-Pump 2000	2000	20
2 9913	REEF-Pump 4000	4000	55
3 9917	REEF-Pump 8000 (not shown)	8000	85
4 9921	REEF-Pump 12000	12000	100



(mm)	A	B	C	D	E	F	G	H	I	J	K
REEF-Pump 2000	128	92	64	38	67	123	47	29	10	1 x 15, 1 x 20	G ⁵ / ₈ "
REEF-Pump 4000	180	126	80	45	79	155	61	39	18	1 x 20, 1 x 25	G1"
REEF-Pump 8000	170	126	80	45	79	167	71	44	18	1 x 25, 1 x 32	G1 1/4"
REEF-Pump 12000	206	148	91	53	93	177	70	43	15	1 x 25, 1 x 32	G1 1/4"

REEF-Tide

DC Circulation Pumps

- High flow DC water circulation pump suitable for both salt and freshwater aquariums
- Fully controllable and adjustable (using the supplied controller) with 4 pre-set wave patterns
- Multiple time setting periods enable wave settings to be programmed to replicate the natural movement found on the reef
- Push button "feed timer" slows the water flow for 10 minutes to allow fish to feed
- Versatile and fully adjustable mounting using a strong, high quality magnet and anti-vibration rubber pads for quiet operation
- Ceramic shaft propeller offers maximum performance and efficiency
- Suitable for aquariums with glass/acrylic up to 15mm thick
- Low voltage - 24v
- The REEF-Tide Compact has an unobtrusive design which allows it to be used and easily hidden in tanks where space is limited
- The REEF-Tide Compact also comes with interchangeable nozzles - the innovative RotaFlo nozzle offers unique, varied wave motions and the JetFlo nozzle offers a directional stream flow

1
3
5



REEF-Tide Compact

2
4
6



KEY FEATURES

High Flow &
Low Voltage DC
Water Circulation
Pump

Fully Controllable
with Four Pre-Set
Wave Patterns

Controller Included

10 Minute
Feed Timer

Quick & Easy
to Mount

For Glass/Acrylic
up to 15mm Thick

12 Month
Guarantee



Code	Product Name	Flow Rate	Ext. Dims (L x D x H)
1	9960 REEF-Tide 6000 DC Circulation Pump	1500-6000 l/hr	90 x 43 x 68mm
2	9970 REEF-Tide 6000 Compact DC Circulation Pump	1500-6000 l/hr	76 x 50 x 106mm
3	1040 REEF-Tide 10000 DC Circulation Pump	3000-10000 l/hr	130 x 60 x 96mm
4	1041 REEF-Tide 10000 Compact DC Circulation Pump	3000-10000 l/hr	140 x 63 x 103mm
5	1042 REEF-Tide 20000 DC Circulation Pump	3000-20000 l/hr	130 x 60 x 96mm
6	1043 REEF-Tide 20000 Compact DC Circulation Pump	3000-20000 l/hr	140 x 63 x 103mm

KEY FEATURES

Advanced Reactors
for Growing
Macro-Algae

Used to Reduce
Nitrates and
Phosphates in
Aquarium

Double-Sided
AquaRay Lighting
Board Included

Compact
Design

Can be Used
Internally or as a
Hang-On Reactor


12 Month
Guarantee

REEF BIO-Gro

Algae Reactors

- Advanced, compact reactors specifically designed to grow macro-algae
- This macro-algae can be used to reduce unwanted nutrients such as nitrate and phosphate from your reef aquarium and also help improve water quality.
- Includes a high performance, double-sided LED board using AquaRay technology and Samsung LEDs, with high PUR* and low power (9W)
- The light incorporates a custom-engineered light spectrum developed

alongside BioLumen Lighting Solutions to offer the most efficient photosynthetic



processes to promote optimum algae growth inside the reactor

- Versatile compact design allows the reactor to be installed internally in a sump or aquarium or externally as a stand-alone or 'hang-on' reactor
- Easily accessible for simple harvesting of algae

NB: For best results operate the REEF-Bio GRO during periods when the aquarium lights are switched off

*PUR (photosynthetically usable radiation) will vary based on species of algae kept, however spectrum peaks are designed to mimic the photosynthetic needs of most algae.



Code	Product Name	Volume	Dims (L x D x H)
1 5830	REEF BIO-Gro S	2 litres	140 x 250 x 396mm
2 5831	REEF BIO-Gro S inc REEF-Pump 2000	2 litres	140 x 250 x 396mm
3 5832	REEF BIO-Gro M	3 litres	140 x 250 x 585mm
4 5833	REEF BIO-Gro M inc REEF-Pump 2000	3 litres	140 x 250 x 585mm

REEF-Roller

Automatic Roller Filters

- Advanced automatic mechanical roller filters
- Filters aquarium water down to 50 microns and replaces the need for high maintenance filter bag/filter sock systems
- Two integrated water sensors ensure that as the filter roll material becomes clogged with detritus and waste, new filter material is automatically replaced ensuring constant removal of waste and fuss free operation
- Precision engineered from the highest quality materials
- Compact, space saving design allowing easy installation in most sumps*
- Accessible parts - for easy removal and replacement of filter roll and simple cleaning
- 45 metre long filter roll offering months of easy use
- Filtering capacity: up to 50 microns
- Maximum flow rate: 3000 l/hr
- Maximum aquarium size: 1000 l
- Low voltage/wattage (12v/6W)

External mounting module may be required – sold separately



KEY FEATURES

Precision
Engineered

Filters Water Down
to 50 Microns

Integrated Water
Sensors

Compact, Space-
Saving Design

Accessible Parts -
Easy Maintenance
and Cleaning

Supplied With
45 Metre Filter Roll

12 Month
Guarantee

Code	Product Name	Details	Ext. Dims (L x D x H)
1	9885 REEF-Roller	Filters to 50 micron	350 x 140 x 260mm
2	9886 REEF-Roller External Mounting Module	For in sump use	
3	9887 Replacement Filter Roll for 9885	50 micron x 45m	
4	9891 REEF-Roller Sump L for 9885 (not shown)	Max tank size: 425L	610 x 356 x 410mm

KEY FEATURES

Advanced
Aquarium Packages

Incorporate an
Optiwhite Tank for
Super Clear Viewing

Glass Sump with
Multi Chambers

High Quality Cabinet
with Soft Close
Doors

High Performance
REEF-Pump

Mechanical Filter
Bag System

Range of Other
Marine Equipment
in Advanced
Packages

12 Month
Guarantee

REEF-Habitats

Advanced Aquarium Systems

These aquarium systems all include an Optiwhite aquarium, a sump and a cabinet and also come with a range of other marine equipment (depending on particular package chosen). See chart opposite for details of equipment included with each package.

Optiwhite Aquarium

- Stylish, high clarity aquarium manufactured from Optiwhite (low iron) premium quality glass with a black background for super clear true to nature viewing
- Discreet silicone joints
- Rimless and braceless design ensures an unobstructed view from all angles, a minimalist look and allows for easy access for maintenance and cleaning
- Central glass weir overflow, with twin stand pipe drain system which features an emergency overflow and regulated down flow system for quiet operation
- Includes removable surface skimmer weir comb and a weir lid for noise reduction
- Supplied complete with ready to use pipework
- Unique Rotaflo inlet creates a gentle, natural wave motion in your aquarium



Glass Sump

- Multi-Chamber Sump - Unique space saving multi chamber design optimises the available sump space as well

as offering great versatility in terms of equipment set up

- Integral freshwater reservoir chamber allows an auto-top up to be easily installed

- Manufactured from 6mm glass with discreet clear silicone seams

Cabinet

- High quality cabinets designed to complement the latest sleek lifestyle aquariums.
- Stylish yet simple design, manufactured from high

quality materials which offer strength as well as resilience to water and condensation.

- No handles and a soft close door ensure a sleek,

- minimalist finish to the cabinet.
- Available in charcoal black and glacier white. Other colours and sizes available on request.

	Code	Product Name	Total Volume	ATU Chamber Volume
1	3150-BB/BW	REEF-Habitat 50 Bronze (blk/white*)	160L	18L
2	3150-SB/SW	REEF-Habitat 50 Silver (blk/white*)	160L	18L
3	3150-GB/GW	REEF-Habitat 50 Gold (blk/white*)	160L	18L
4	3150-PB/PW	REEF-Habitat 50 Platinum (blk/white*)	160L	18L
5	3151-BB/BW	REEF-Habitat 60 Bronze (blk/white*)	190L	18L
6	3151-SB/SW	REEF-Habitat 60 Silver (blk/white*)	190L	18L
7	3151-GB/GW	REEF-Habitat 60 Gold (blk/white*)	190L	18L
8	3151-PB/PW	REEF-Habitat 60 Platinum (blk/white*)	190L	18L
9	3152-BB/BW	REEF-Habitat 90 Bronze (blk/white*)	290L	25L
10	3152-SB/SW	REEF-Habitat 90 Silver (blk/white*)	290L	25L
11	3152-GBGW	REEF-Habitat 90 Gold (blk/white*)	290L	25L
12	3152-PB/PW	REEF-Habitat 90 Platinum (blk/white*)	290L	25L

REEF-Habitats are supplied in the following packages:-

	REEF-Habitat 50				REEF-Habitat 60				REEF-Habitat 90			
	Bronze	Silver	Gold	Platinum	Bronze	Silver	Gold	Platinum	Bronze	Silver	Gold	Platinum
OPTIWHITE AQUARIUM												
50 x 50 x 50 (8mm glass)	X	X	X	X								
60 x 50 x 50 (8mm glass)					X	X	X	X				
90 x 50 x 50 (10mm glass)									X	X	X	X
CABINET												
Glacier White (80cm high)	OPTION	OPTION	OPTION	OPTION	OPTION	OPTION	OPTION	OPTION	OPTION	OPTION	OPTION	OPTION
Charcoal Black (80cm high)	OPTION	OPTION	OPTION	OPTION	OPTION	OPTION	OPTION	OPTION	OPTION	OPTION	OPTION	OPTION
SUMP												
Standard Glass	X	X	X		X	X	X		X	X	X	
REEF-Sump S (Acrylic)				X								
REEF-Sump M (Acrylic)								X				
REEF-Sump L (Acrylic)												X
LIGHTING												
V ² iLumenAir 50w Compact Connect		X										
V ² iLumenAir 70w Compact Connect			X	X		X						
V ² iLumenAir 50w Compact Connect x 2									X			
V ² iLumenAir 600 Connect							X	X				
V ² iLumenAir 900 Connect										X	X	
RETURN PUMP												
REEF-Pump 2000	X	X	X	X	X	X	X	X	X	X	X	
REEF-Pump 4000												X
PROTEIN SKIMMER												
REEF-Skim 200AC		X	X			X	X					
REEF-Skim 300AC									X	X		
REEF Skim PRO 300DC				X				X				
REEF-Skim PRO 500DC												X
CIRCULATION PUMP												
V ² PowerFlow 2000		X				X			X			
REEF-Tide 6000												X
REEF-Tide Compact 6000			X	X			X	X		X	X	
MECHANICAL FILTER												
AquaHabitats Filter Bag System	X	X	X		X	X	X		X	X	X	
Built-in filtration in REEF-Sump				X				X				X
CHEMICAL FILTER												
REEF-Filter Nano 50			X	X								
REEF-Filter Nano 100							X	X		X	X	
UV STERILISER												
V ² ecton 200				X				X				
V ² ecton 300												X
AUTO TOP UP												
V ² Auto Top Up Compact Standard			X				X			X		
REEF-Fill Compact				X				X				X
HEATER												
V ² Therm 200w		X	X	X		X	X	X				
V ² Therm 300w									X	X	X	
MISCELLANEOUS												
Starter-Kit		X	X	X		X	X	X		X	X	X

KEY FEATURES

Complete
Nano Marine
Aquarium Set

Optiwhite Glass
Aquarium

High Output
High PAR LED
Luminaire

Media Basket

High Performance
Pump

Aquarium Heater

Plug and Play

12 Month
Guarantee

REEF-Habitat NANO

Advanced Nano Aquarium System

- Perfect first marine tank set containing all the essential high quality equipment and LED lighting need to get up and running
- Included in the set:-
 - Optiwhite glass tank (60L)
 - V²iLumenAir Compact
- Connect 25W LED light plus Flexi-Bracket
 - REEF-Skim Nano 50 Skimmer
 - AquaHabitats Media Basket
 - High Performance Pump
 - Aquarium Heater
- Suitable for a single small tank bred clownfish (NOT wild caught) as well as other small fish and inverts such as shrimps (*please note: we recommend no more than 2 small fish per REEF-Habitat*)



- V²iLumenAir Compact Connect 25W**
- Compact, high output and high PAR LED luminaire
 - Integrated WiFi - fully controllable from a smart phone or tablet via the V²iLumenAir app
 - Three separate channels - 12000K white, 640nm red, and a mixed colour channel of 465nm blue and NUV (410nm violet)
 - Built in timing and dimming with a range of effects including storm function, cloud function, sunrise, sunset, twilight and moonlight
 - Acclimation function - gradually adjusts the lighting output of the V²iLumenAir over a 10 day period to help prevent "light shock" when new corals are introduced to the aquarium
- Multiple levels of power and colour control
 - Thermal cut-out to protect the LEDs from overheating
 - Supplied with a fully adjustable tank mounting system that allows for easy adjustment of height and positioning over the aquarium

Code	Product Name	Details	Ext. Dims (L x D x H)
3149	REEF-Habitat Nano		380 x 410 x 380mm

REEF-Sump

Advanced Sump System

- Precision engineered from the highest quality materials
- Versatile compact design ensures the smallest possible footprint whilst maximising space for incorporating various filtration components
- Integral mechanical filter bag system inc 4" 100 micron filter bag which ensures effective and efficient removal of solid waste from the incoming aquarium water
- Bubble diffusing inlet chamber with lid helps eliminate bubbles and noise from the incoming aquarium water
- Easy to access compartments allow simple maintenance and cleaning
- Integral freshwater auto top up reservoir with lid - perfect for use with an auto top up system such as the REEF-Fill Infrared Water Level Monitoring and Auto Top Up System (not supplied)
- Adjustable water depth allows water level and flow through the sump to be finely tuned for optimum skimmer performance
- Triple probe holder allows monitoring probes to be safely positioned and secured within the sump
- Four integral dosing tubes, allowing easy connection to EASI-Dose dosers (not supplied)
- Easy installation, suitable for direct connection to 1" rigid pipework. Also supplied complete with hoesetails for connection to 25mm and 32mm flexible hosing (hosing not supplied)
- Supplied complete with a removable refugium baffle allowing part of the sump to be used as a dedicated refugium if desired.



2 & 3



1



4 & 5



Also supplied with rigid pipe connectors

KEY FEATURES

Precision Engineered

Versatile Compact Design

Integral Mechanical Bag Filter System

Bubble Diffusing Inlet Chamber

Freshwater Reservoir - Perfect for Auto Top Ups

Adjustable Water Depth

Triple Probe Holder

Four Integral Dosing Tubes

Removable Refugium Baffle

12 Month Guarantee

	Code	Product Name	Optimum Tank Size	Max Tank Size	Ext. Dims (L x D x H)
1	9870	REEF-Sump S	100L	225L	381 x 381 x 356mm
2	9871	REEF-Sump M	200L	325L	500 x 360 x 400mm
3	9872	REEF-Sump L	300L	425L	610 x 356 x 410mm
4	9873	REEF-Sump XL	450L	600L	762 x 410 x 410mm
5	9874	REEF--Sump XXL	700L	825L	914 x 457 x 410mm

For internal chamber dimensions please see page 11

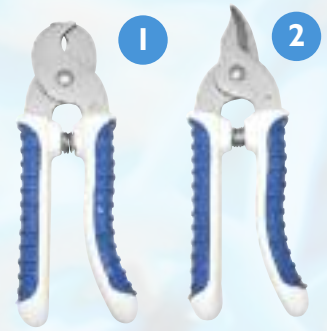


REEF Accessories

A Range of Accessories for the Advanced Aquarist

REEF Coral Cutters

- High quality, stainless steel tool for the precision cutting of SPS (small polyp stony) corals
- Spring loaded cutting mechanism ensures accurate and easy cutting
- Secure lock to ensure safe storage when not in use
- Ergonomic rubber grip for comfort and durability
- Two models available - ideal for small and medium SPS corals
- **IMPORTANT:** Must be rinsed with fresh water and thoroughly dried after EVERY use



REEF Coral Feeder

- Coral feeding pipettes offers a convenient solution for the target-feeding of corals, invertebrates, seahorses and other filter-feeding aquarium inhabitants.
- Length: 265mm or 542 mm



REEF Premium REEF-Salt

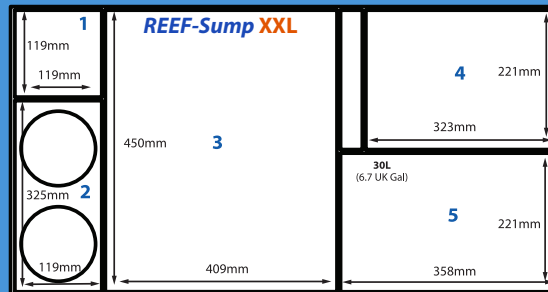
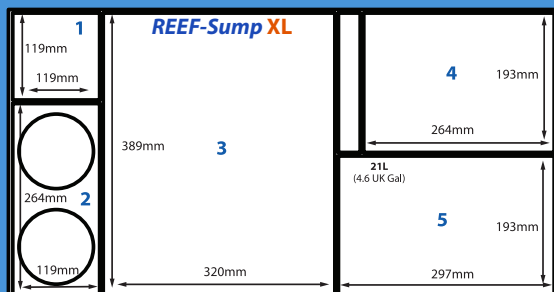
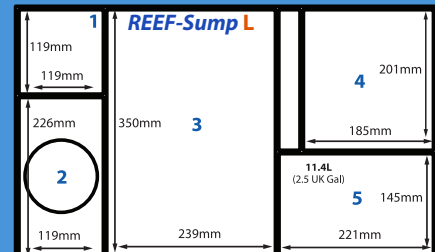
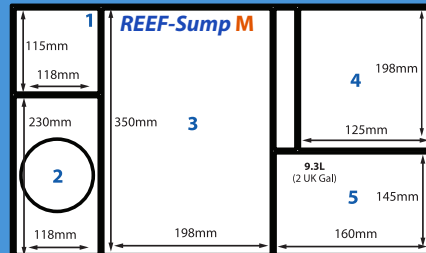
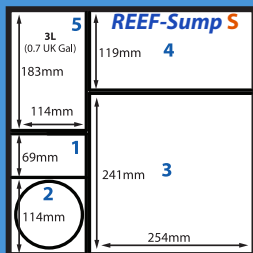
- Premium REEF-Salt is manufactured exclusively for TMC by Tropic Marin® and is the ideal foundation for the care and optimum growth of fish, corals and other aquatic invertebrates in modern reef aquariums
- This new salt meets the special requirements of reef aquariums with its optimized concentrations of calcium and magnesium, which promote coral growth
- Lower buffering values and the correct pH level stabilise the natural water values and, in particular, the hardness of carbonates, even when calcium reactors are used
- KH: approx. 7-8°
- Calcium: approx. 410-440 ppm
- Magnesium: approx. 1250-1350 ppm depending on salinity etc

Code	Product Name	Details
1 9570	REEF Coral Cutters	Curved
2 9571	REEF Coral Cutters	Straight
3 9529	REEF Coral Feeder	265mm long
4 9541	REEF Coral Feeder	542mm long
5 9673	REEF Premium REEF-Salt	30kg sack

REEF Spares

Code	Product Name	Code	Product Name	Code	Product Name
REEF-Skim					
9620-WV	REEF-Skim Nano - 50 Collection Cup White	9633-DC	REEF-Skim 300 DC Venturi	9692	REEF-Skim Collection Cup Drain Hose (0.5m)
9620-B	REEF-Skim Nano - 50 Collection Cup Black	9634-DC	REEF-Skim 500 DC Venturi	9693	REEF-Skim Venturi Air Line (0.5m)
9621-WV	REEF-Skim Nano - 100 Collection Cup White	9635-DC	REEF-Skim 1000 DC Venturi	9694	REEF-Skim Collection Cup Drain Hose Valve
9621-B	REEF-Skim Nano - 100 Collection Cup Black	9636-DC	REEF-Skim 1500 DC Venturi	9695	REEF-Skim Collection Cup Drain Rubber
9624-AC	REEF-Skim 300 AC Collection Cup	9637-DC	REEF-Skim 2000 DC Venturi		
9625-AC	REEF-Skim 500 AC Collection Cup	9638	REEF-Skim Securing Screw	9696	REEF-Skim Nano Venturi Air Line
9626-AC	REEF-Skim 1000 AC Collection Cup	9639	REEF-Skim Nano 50 O-Ring	9656	REEF-Skim DC Pump Controller (PSU NOT inc)
9627-AC	REEF-Skim 1500 AC Collection Cup	9640	REEF-Skim Nano 100 O-Ring	9657	REEF-Skim 300/500 DC Pump Impeller
9628-AC	REEF-Skim 2000 AC Collection Cup	9641	REEF-Skim 300 Collection Cup O-Ring	9659	REEF-Skim 1000 DC Pump Impeller
9624-DC	REEF-Skim 300 DC Collection Cup	9642	REEF-Skim 500 Collection Cup O-Ring	9661	REEF-Skim 1500 DC Pump Impeller
9625-DC	REEF-Skim 500 DC Collection Cup	9643	REEF-Skim 1000 Collection Cup O-Ring	9663	REEF-Skim 2000 DC Pump Impeller
9626-DC	REEF-Skim 1000 DC Collection Cup	9644	REEF-Skim 1500 Collection Cup O-Ring	9658	REEF-Skim 300/500 DC Pump PSU UK
9627-DC	REEF-Skim 1500 DC Collection Cup	9645	REEF-Skim 2000 Collection Cup O-Ring	9660	REEF-Skim 1000 DC Pump PSU UK
9628-DC	REEF-Skim 2000 DC Collection Cup	9647	REEF-Skim Nano 50/100 Air Silencer BLK	9662	REEF-Skim 1500 DC Pump PSU UK
9629-AC	REEF-Skim 500 AC Bubble Diffusion Plate	9648	REEF-Skim Nano 50/100 Air Silencer WHTE	9664	REEF-Skim 2000 DC Pump PSU UK
9630-AC	REEF-Skim 1000 AC Bubble Diffusion Plate	9649	REEF-Skim Nano 50 Sponge	PRM177	SICCE Micra SK Pump UK (For REEF-Skim Nano)
9631-AC	REEF-Skim 1500 AC Bubble Diffusion Plate	9680	REEF-Skim Nano 100 Sponge	RSY116K/TMC	SICCE SK 200 Pump BLK TMC UK (For REEF-Skim 300 Only)
9632-AC	REEF-Skim 2000 AC Bubble Diffusion Plate	9682	REEF-Skim 300 AC Pump Connector	RSY115K/TMC	SICCE SK 200+ Pump BLK TMC UK (For REEF-Skim 500 Only)
9629-DC	REEF-Skim 500 DC Bubble Diffusion Plate	9683	REEF-Skim 500 AC Pump Connector	RSYH38K/TMC	SICCE SK 400 Pump BLK TMC UK (For REEF-Skim 1000 Only)
9630-DC	REEF-Skim 1000 DC Bubble Diffusion Plate	9684	REEF-Skim 1000 AC Pump Connector	RSYH39K/TMC	SICCE SK 600 Pump BLK TMC UK (For REEF-Skim 1500 & 2000)
9631-DC	REEF-Skim 1500 DC Bubble Diffusion Plate	9685	REEF-Skim 1500 AC Pump Connector		
9632-DC	REEF-Skim 2000 DC Bubble Diffusion Plate	9686	REEF-Skim 2000 AC Pump Connector		
9633-AC	REEF-Skim 300 AC Venturi	9687	REEF-Skim 500 AC Pump Mounting Plates (1 x Set)		
9634-AC	REEF-Skim 500 AC Venturi	9688	REEF-Skim 1000 AC Pump Mounting Plates (1 x Set)		
9635-AC	REEF-Skim 1000 AC Venturi	9689	REEF-Skim 1500 AC Pump Mounting Plates (1 x Set)		
9636-AC	REEF-Skim 1500 AC Venturi	9690	REEF-Skim 2000 AC Pump Mounting Plates (1 x Set)		
9637-AC	REEF-Skim 2000 AC Venturi	9691	REEF-Skim Ozone Nipple Cap		
REEF-Filter					
9646	REEF-Filter 1000 Lid O-Ring	9681	REEF-Filter 1000 Sponge		
REEF EASI-Dose					
9542	REEF EASI-Dose Pump Motor			9547	REEF EASI-Dose Replacement PSU
9543	REEF EASI-Dose Pump Head	9545	REEF EASI-Dose Non-Return Valve	9548	REEF EASI-Dose Slave Connection Cable
9544	REEF EASI-Dose Tubing Connector	9546	REEF EASI-Dose Silicone Tubing 3m		
REEF -Fill					
9842	REEF-Fill Auto Top Up System Controller (exc. PSU)	9845	REEF-Fill Auto Top UP Mounting Bracket inc Magnet Mount	9848	REEF-Fill 12v Top Up Pump
9843	REEF-Fill Auto Top Up System Float Switch (exc. PSU)	9846	REEF-Fill Auto Top UP Mounting Bracket inc Locking Suction Cup	9849	REEF-Fill 12v PSU UK
9844	REEF-Fill Auto Top Up System Infra-red Sensor (exc. PSU)	9847	REEF-Fill Float Switch Guard		
REEF -Cam					
9852	REEF-Cam - Camera Head Only	9855	REEF-Cam - Magnet Mount Bracket Only	9859	REEF-Cam Cable Securing Suction Clip Only
9853	REEF-Cam - WiFi Hub Only (No PSU)	9856	REEF-Cam - Suction Cup Bracket Only	9860	REEF-Cam Silicone Camera Jacket Set (1 x Black + 1 x Blue)
9854	REEF-Cam - PSU Only	9857	REEF-Cam External Tank Fitting Bracket Only	9833	REEF-Cam Natureform Rock Case & Base
9854-EU	REEF-Cam - EU PSU OnLY	9858	REEF-Cam Multi-Direct. Ball Pivot Joint Only		
REEF -Pump					
9923	REEF-Pump 2000 DC Controller	9934	REEF-Pump DC 2000 PSU - 24v 2A	9940	REEF-Pump DC 2000 Impeller
9925	REEF-Pump 4000 DC Controller	9935	REEF-Pump DC 4000 PSU - 24v 3A	9942	REEF-Pump DC 4000 Impeller
9929	REEF-Pump 8000 DC Controller	9936	REEF-Pump DC 8000 PSU - 24v 4A	9946	REEF-Pump DC 8000 Impeller
9933	REEF-Pump 12000 DC Controller	9938	REEF-Pump DC 12000 PSU - 24v 6A	9950	REEF-Pump DC 12000 Impeller

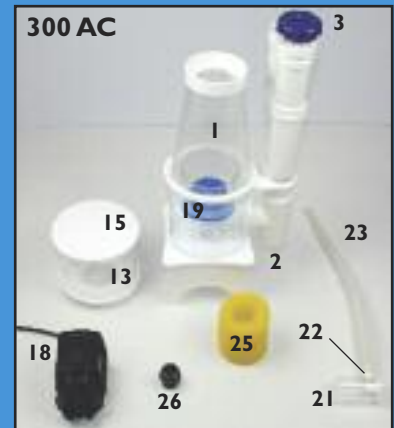
REEF-Sump - Internal Chamber Dimensions



1. Inlet
2. Filter bag system
3. Protein skimmer
4. Return pump
5. Freshwater reservoir

REEF-Skim DC/AC Parts List

- | | | | |
|--------------------------------|-----------------------------------------------|-----------------------------------------------------|--------------------------------------------|
| 1. Main skimmer body | 10. Skimmer base plate | 18. Pump | 25. Sponge |
| 2. Water outlet | 11. Pump mounting holes (not shown) | 19. Bubble diffuser | 50/100 x2 (1 fine/1 coarse), 300 x1 |
| 3. Water level adjustment knob | 12. Pump mounting plates | 20. Bubble diffuser mounting plate | 26. Pump connector |
| 4. Air Silencer | 13. Collection cup | 21. Venturi | 27. Hanging bracket (50/100 ONLY) |
| 5. Ozone nipple | 14. Collection cup O ring (not shown) | 22. Venturi air nipple | 28. Pump water flow adjuster (50/100 ONLY) |
| 6. Air silencer inlet | 15. Collection cup lid | 23. Air line | 29. DC Controller (DC versions ONLY) |
| 7. Air line connection nipple | 16. Collection cup drain port with cap fitted | 24. Securing screws | |
| 8. Air adjustment dial | 17. Collection cup drain assembly | 50/100 - x, 300 - x0, 500/1000/1500 - x7, 2000 - x9 | |



REEF EASI-Dose Parts List

- LCD display
- Dosing pump head
- Silicone hosing (3m)
- Inlet (right)
- Outlet (left)
- Non return valve
- Hosing connector
- Power supply unit (PSU)
- Slave connection cable (supplied with Slave only)
- PSU port -12v (not supplied with Slave)
- Extension port A for Slave unit
- Extension port B for Slave unit
- PC connection 'IN'
- PC connection 'OUT'
- Input from master (using connection cable supplied with Slave)

EASI-Dose 1



EASI-Dose 2



EASI-Dose 3




EASI-Dose Slave



REEF BY TMC
FOR ADVANCED AQUARISTS


REEF-Fill Parts List

1. Float switch (order code: 9843)
2. Float switch guard (order code: 9847)
3. Mounting bracket with magnet mounting (order code: 9845)
4. Mounting bracket with locking suction cup (order code: 9846)
5. Flexible top up hosing securing clamp
6. 12V top up pump (order code: 9848)
7. Top up pump water outlet
8. Pump impeller (order code: 9514)
9. Flexible top up hosing (2m) (order code: 9518)
10. Power supply unit (PSU) (order code: 9849)
11. Smart Monitoring System unit (order code: 9842)
12. Infra-red (IR) water level monitoring sensor (order code: 9844)





REEF-Cam Parts List

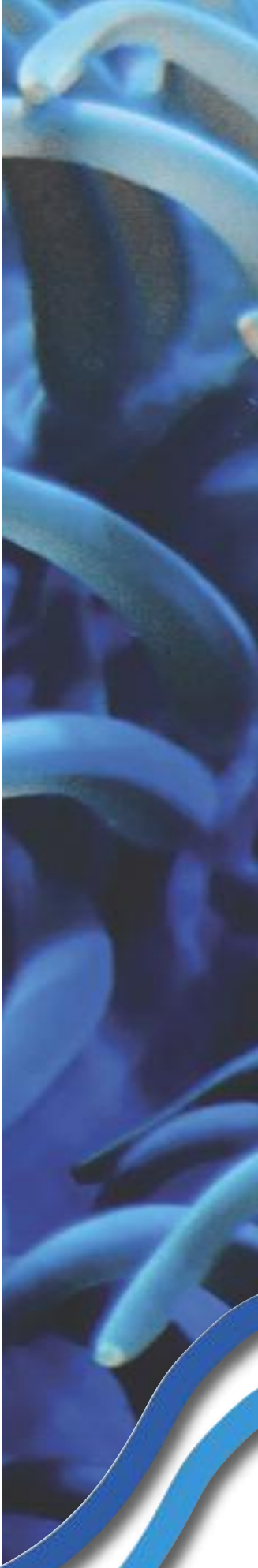
1. Camera head (shown without optional silicone jacket)
2. Camera lens
3. REEF-Cam cable
4. Multi-directional ball pivot joint bracket
5. A. Magnet Mount Bracket
B. Suction Cup Mount Bracket
6. Locking suction cup securing knob (suction cup mount bracket only)
7. Cable retaining slot
8. Cable securing suction clip
9. REEF-Cam PSU
10. REEF-Cam WiFi hub
11. WiFi antenna
12. Power ON indicator
13. Micro SD card slot
14. Camera cable USB connection port
15. PSU port
16. Ethernet cable port
17. WiFi hub self-adhesive securing pad
18. Camera lens cleaning cloth
19. Optional external tank fitting bracket
20. Optional silicone camera jackets x 2 (camera is supplied fitted with black jacket)



REEF-Pump Parts List

1. Pump strainer
2. Pump inlet
3. Pump outlet
4. Pump cover
5. Pump impeller (representative only - actual impeller may differ)
6. Pump body O ring
7. Pump body
8. Pump base
9. Pump feet
10. Controller
11. Power supply unit (PSU)
12. Power cable
13. Adhesive pad for controller
14. Hosetails
15. Hosetail collar
16. Hosetail O ring





Tropical Marine Centre Ltd
Solesbridge Lane
Chorleywood
Herts WD3 5SX
01923 284151 info@tropicalmarinecentre.co.uk
www.reefadvanced.co.uk

V5-2017